

SPECIFICATIONS

Series	Digital	Electronic			
		DC Inverter Pump		Standard	
		HES-35WDY	HES-45WPY	HES-35WPY	HES-45WY
Model	HES-35WDY	HES-45WPY	HES-35WPY	HES-45WY	HES-35WY
Power (W)	~3,500	~4,500	~3,500	~4,500	~3,500
Safety Features	15	12	12	12	12
Earth Leakage Circuit Breaker	●	●	●	●	●
On-Off Switch	●	●	●	●	●
Electric Surge Protection Fuse	●	-	-	-	-
Insulation at Potential Risk Points	●	●	●	●	●
Incoloy Heater	●	●	●	●	●
Copper Heater Tank	●	●	●	●	●
PCB Cover	●	●	●	●	●
Automatic '60 Minutes' Safety Cut	●	-	-	-	-
Thermostat with a Reset System	●	●	●	●	●
Non Flammable Cabinet	●	●	●	●	●
Automatic "55°C" Safety Cut	●	-	-	-	-
Waterproof Structure	●	●	●	●	●
Water Pressure Sensor	●	●	●	●	●
Water Pressure Controller	●	●	●	●	●
Water Filter	●	●	●	●	●
Digital Function	●	-	-	-	-
LCD Display	●	-	-	-	-
Temperature Memory	●	-	-	-	-
Clock	●	-	-	-	-
DC Inverter Pump	-	●	●	-	-
Antibacterial					
Shower Head	●	●	●	●	●
Shower Hose	●	●	●	●	●
Shower Head					
Color	White	White	White	White	White
5-Style Shower	●	●	●	●	●
3 in 1 Water Valve	●	●	●	●	●
Sliding Bar and Soap Tray	●	●	●	●	●
Water Distribution	1	1	1	1	1
Minimum Water Pressure (kPa)	15.7	4.9	15.7	15.7	15.7
Maximum Water Pressure (kPa)	343.2	343.2	343.2	343.2	343.2
Power Supply	220V/50Hz	220V/50Hz	220V/50Hz	220V/50Hz	220V/50Hz
Dimensions (W×H×D)(mm)	215×377×92	215×377×105	215×377×105	215×377×105	215×377×105
Net Weight (kg)	2.8	3.1	3.0	2.8	2.7
Color					
Body	White	White	White	White	White
Panel	Pearl White	Brown	Champagne Gold	Champagne Gold	Champagne Gold

©Specifications and designs are subject to change without notice.

UPGRADE FOR LIFE

With the latest advanced technology and the trust that comes with a 100-year reputation for reliability, Hitachi home appliances are the ultimate choice for every room, in every home.

Featuring smart human-friendly designs, advanced eco-conscious technologies and quality materials, Hitachi home appliances accentuate your everyday life. Upgrade for Life.

Shower Heater

HITACHI
Inspire the Next



UPGRADE FOR LIFE

Safe, Reliable Design



Slim, Easy-to-Use Design

Features a slender, smooth form and large, easy-to-push buttons.



Safe, Reliable Design

A wide range of tests performed to assure a safe design. There are 15 safety points in the digital series and 12 in the electronic series.

Easy-to-Use Full Digital Functions^{*1}

Enable more precise temperature setting. You can easily set the desired temperature with the Temperature Memory button. And there's a convenient clock display.

^{*1} Apply to the Digital Series only.

Convenient, Multifunction 5-Style Shower

You can change the type of shower to suit your needs.

Digital Series

HES-35WDY 3,500W



● 15 Safety Features

- Earth Leakage Circuit Breaker
- On-Off Switch
- Electric Surge Protection Fuse
- Insulation at Potential Risk Points
- Incoloy Heater
- Copper Heater Tank
- PCB Cover
- Automatic '60 Minutes' Safety Cut
- Thermostat with a Reset System
- Non Flammable Cabinet
- Automatic "55°C" Safety Cut
- Waterproof Structure
- Water Pressure Sensor
- Water Pressure Controller
- Water Filter

● Digital Temperature Control

- LCD Display
- Temperature Memory
- Clock
- Hygienic (Antibacterial) Shower Head and Hose
- 5-Style Shower
- 3 in 1 Water Valve
- Convenient Sliding Bar
- IEC : 60335-2-35 / A2:2009 Certification for the Shower Heater Unit

Electronic Series with DC Inverter Pump

HES-45WPY 4,500W / HES-35WPY 3,500W



● 12 Safety Features

- Earth Leakage Circuit Breaker
- On-Off Switch
- Insulation at Potential Risk Points
- Incoloy Heater
- Copper Heater Tank
- PCB Cover
- Thermostat with a Reset System
- Non Flammable Cabinet
- Waterproof Structure
- Water Pressure Sensor
- Water Pressure Controller
- Water Filter

● Built-in DC Inverter Pump

- Hygienic (Antibacterial) Shower Head and Hose
- 5-Style Shower
- 3 in 1 Water Valve
- Convenient Sliding Bar
- IEC : 60335-2-35 / A2:2009 Certification for the Shower Heater Unit

Electronic Series Standard

HES-45WY 4,500W / HES-35WY 3,500W



● 12 Safety Features

- Earth Leakage Circuit Breaker
- On-Off Switch
- Insulation at Potential Risk Points
- Incoloy Heater
- Copper Heater Tank
- PCB Cover
- Thermostat with a Reset System
- Non Flammable Cabinet
- Waterproof Structure
- Water Pressure Sensor
- Water Pressure Controller
- Water Filter

● Hygienic (Antibacterial) Shower Head and Hose

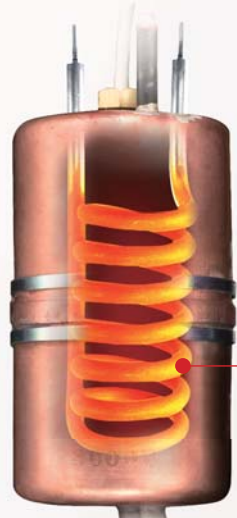
- 5-Style Shower
- 3 in 1 Water Valve
- Convenient Sliding Bar
- IEC : 60335-2-35 / A2:2009 Certification for the Shower Heater Unit

Safe, Reliable Design

Safety Features Hitachi is Particular About

Copper Heater Tank


The tank is made of copper and is highly resistant to heat and pressure.



Incoloy Heater


(Incoloy is a stainless steel and nickel alloy)

This rust-free heater prevents the formation of sediment and withstands high temperatures.



Digital Model Internal Construction

Electronic Series



Copper Heater Tank

Built-In DC Inverter Pump

DC Inverter Pump Model Internal Construction



Copper Heater Tank

Electronic Model Internal Construction

15 Advanced Safety Features

Detailed Consideration by Hitachi

Electronic Series
12 Features



Protection Against Electrical Hazards



ELCB (Earth Leakage Circuit Breaker)

This breaker cuts off the power within 0.1 second when it detects an electrical leakage of 15 milliamps or higher.



On-Off Switch

This is the master switch to control the operation of the system.



Electric Surge Protection Fuse

The safety fuse cuts the power supply when there is an electric surge.

Digital Series Only

Insulation at Potential Risk Points

All potential risk sites are thoroughly insulated.



Protection Against Inflammation



Incoloy Heater

This rust-free heater prevents the formation of sediment and withstands high temperatures.



Copper Heater Tank

The tank is made of copper and is highly resistant to heat and pressure.



PCB Cover

It protects the PCB unit from any damage from an outside source.



Automatic '60 Minutes' Safety Cut

This advanced safety feature shuts down the power supply if and when the machine has been left operating continuously for more than 60 minutes.

Digital Series Only



Thermostat with a Reset System

The system makes sure that the water temperature never goes any higher than 75°C.



Non Flammable Cabinet

The cover is made of a special material and is certified with the UL 94-V0 standard.



Automatic "55°C" Safety Cut

This feature automatically cuts the power when the water temperature exceeds 55°C.

Digital Series Only



Protection Against Water Trouble



Waterproof Structure

IP25 Grade



Water Pressure Sensor

This enables the unit to continue working normally even when the water pressure drops to as low as 0.16 kg/cm².



Water Pressure Controller

The valve ensures that water pressure does not exceed 10 kg/cm².



Water Filter

Prevents dirt entering at the valve.

Easy-to-Use Full Digital Functions^{*1}

^{*1} Apply to the Digital Series only.



Convenient, Multifunction 5-Style Shower

Hygienic Head & Hose





Hitachi's Hygienic Head & Hose are made of antibacterial material and specifically designed to inhibit bacteria proliferation and ensure a hygienic showering experience.

^{*} Head: ●Inspection Agency: Japan Spinners Inspecting Foundation ●Inspection Method: JIS Z2801 ●Antibacterial Method: Consolidated into the resin ●Value of Antimicrobial Activity: Escherichia coli (3.3) <effectiveness of above 99%>

^{*} Hose: ●Inspection Agency: Intertek Testing Service (Thailand) Ltd. ●Inspection Method: JIS Z2801 ●Antibacterial Method: Consolidated into the resin ●Staphylococcus aureus (4.11) <effectiveness of above 99%> Standard of effectiveness in antimicrobial value is 2.0 or above.



5-Style Adjustable Water Flows to Suit Your Needs

	Inner Shower A steady flow for thorough cleansing.		Inner & Outer Shower A truly refreshing shower.		Outer Shower A soothing shower for all.
	Outer Rain and Massage Shower A comforting massaging flow to help you relax and unwind.		Massage Shower An invigorating massaging rainfall to help ease away the cares of the day.		



Digital Screen^{*1}

All necessary information is clearly displayed on this easy-to-read screen. You can rest assured that the water temperature will always be just right as predetermined.



Clock^{*1}

This convenient Clock function makes it easy for you to always enjoy the ideal length of time in the shower.



Temperature Memory^{*1}

The system memorizes up to three different temperatures to match different heating preferences for all the family. Initial memory settings are 36, 38 and 40°C. You can change the memory settings as desired.

Digital Series Only

Electricity-free Shower

When you feel like taking a cold shower, all it takes is a press of the ON/OFF button and you save on electricity.

^{*} For DC Inverter Pump model, when the electricity is turned off, the pump also stops working.



3 in 1 Water Valve

Conveniently located to let you easily adjust water volume and switch the shower off. Also features an integrated water filter and water pressure controller.



Convenient Sliding Bar



Built-in DC Inverter Pump^{*2}

A DC inverter pump providing strong water pressure for a comfortable shower.

DC Inverter Pump Model Only

^{*2} Applies to the DC Inverter Pump model only. The effect differs depending on conditions of use.