

Vacuum Cleaner

HITACHI
Inspire the Next

HITACHI
Inspire the Next



High Power Cyclonic Technology

Eco-technologies ensure energy-saving and eliminate harmful materials while new high-performance features enhance everyday life!

Motorized Sweeper. Dust Eliminator.

Smart Head captures dust brooms and mops can't. Say goodbye to mops, hard work, and dirt.

It's Advanced. Get Japanese Technology.

Smart Head Motorized Auto Drive Head

The newly developed head features a powerful motor and has been made more airtight to generate a high-speed air flow enabling powerful suction of dirt as well as wiping.

AeroSuction

Air taken in from the top of the head is blown onto the floor to blast dirt out from between tiles and other crevices so that it can be sucked in.

PowerWipe

Featuring special bristles designed for wiping, the PowerWipe Pad rotates at high speed to cleanly wipe the floor while dirt is sucked in.

4-way Suction

Dust is vacuumed not only from the front side, but also from both sides and from the back. So every dust is captured even on the corner, and even when pulling back suction power remains strong.



**POWER BOOST
CYCLONE**

Easy and Clean Dust Disposal

Dust, together with the allergens it contains, is compressed by the Dust & Air Centrifugal Separation System. You can dispose of it with one-touch operation using just one hand without coming into contact with it.



So many allergens in the dust

Dust contains house dust mites, pollen and many other microscopic allergens. Unlike with a mop or brush, a Hitachi vacuum cleaner lets you easily dispose of both mites and dust without them scattering. So it's a good idea to throw dust away frequently to prevent it from accumulating.



Washable Dust Case

You can disassemble the dust case and wash all the parts with water, so it's easy to keep it clean.



Conventional

Dust flies up when you dispose of it.



Powerful Cyclone

Dust & Air Centrifugal Separation System

Air is efficiently boosted at the cyclone chamber inlet to generate a powerful cyclone that separates dust and air by centrifugal force. And the stepped shape design of the dust case helps prevent dust from being blown back to the top.



High Power Motor

The application of fluid analysis techniques has resulted in a high-efficiency design that generates the high power that's the source of the powerful suction.



Clean Exhaust Air

Sucked in dust is blocked by various filters for dust removal efficiency of 99%.*
*Tested by Hitachi.

Nano Titanium Filter

Provides a powerful antibacterial and deodorizing effect.

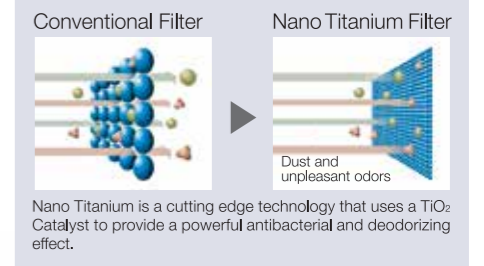
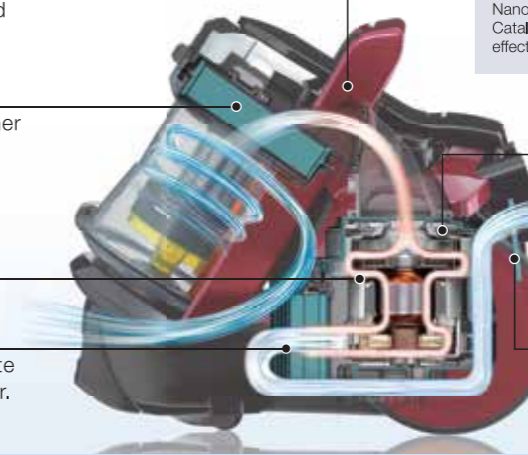
Micro Clean Filter

Captures pollen, house dust and other allergens. And it's easy to clean.

Motor Filter

HEPA (H13) Filter

Captures pollen, allergens and minute particles of dust for clean exhaust air.



Highly Airtight Motor Case

Sucked in air is sent to the highly effective dust filter at the rear of the fan motor.

Exhaust Filter

Hitachi's cyclonic type vacuum cleaner was awarded the Allergy UK Seal of Approval in recognition of its proven ability to reduce exposure to allergens.

※ Tested by Allergy UK (The British Allergy Foundation). Tested with house dust mites and pollen. Please refer to the specifications for applicable models.




Bed Nozzle

Large numbers of the dust mites that cause allergies live in places such as quilts, mattresses and sofas. Use the special Bed Nozzle to beat the fabrics of these items and suck in allergens for a more comfortable life.



Electric Beater



Power Beat Head

The Electric Beater vibrates, and beats fabrics to remove and suck in dust mite excreta and remains. And you can remove the Beater and wash it with water, so it's easy to keep clean.
※ Applies to the CV-SC230V.

Beat Head

The rotating triple beater sucks in dust mite excreta and remains.



Multi Angle Head

※The model in the photos is the CV-SC230V.



Free-Moving Head

Controls near your hand let you turn the head 90° left and right to thoroughly clean close to walls, narrow areas and crevices.



Flat Mechanism

Because the head stays flat, you can clean thoroughly even under low furniture such as a bed or sofa (with space from the floor of 8cm or higher).

For More Efficient Cleaning


※The model in the photos is the CV-SC230V.



Carbon Light

Carbon fiber reinforced plastic is used for the pipe and head brush core to make them lighter and more durable.

※Applies to the CV-SC230V / 220V.



One-Touch Zoom Pipe

The ergonomically designed trigger lets you easily adjust the length of the pipe as desired.

※Applies to the CV-SC230V / 220V.

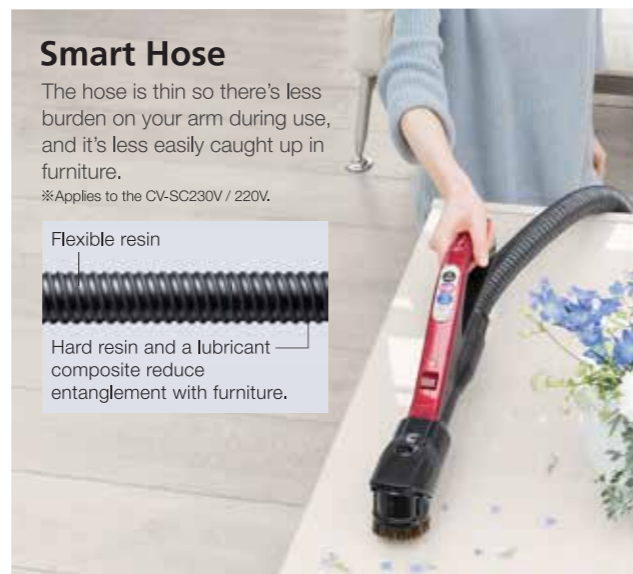


Grip Handle with Variable Power Settings

Remote control at your fingertips lets you easily switch power On/Off, change power settings and switch the Auto Drive Mode On/Off.

※Applies to the CV-SC230V / 220V.

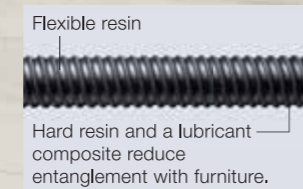
Power Off
Standard
High/Low
Auto Drive Mode
On/Off



Smart Hose

The hose is thin so there's less burden on your arm during use, and it's less easily caught up in furniture.

※Applies to the CV-SC230V / 220V.



Accessories

One-Touch Swivel Brush



Remove the head, and the rotating brush appears to enable easy cleaning of hard-to-reach areas and quick spot cleaning.

※Applies to the CV-SC230V / 220V.

Crevice Nozzle



The nozzle lets you clean hard-to-reach spaces such as crevices in fabrics.

Dusting Brush



Ideal for dusting the tops of furniture and hard-to-reach spots.

※Applies to the CV-SC23V / 22.

User-Friendly Features

Soft & Large Wheels



The ϕ 180mm wheels are covered with an elastic material, so they don't damage furniture and they are quiet during use.

※Except for the CV-SC22.

Telescopic Pipe



The aluminum telescopic pipe is tough and enables pipe length adjustment as desired.

※Applies to the CV-SC23V / 22.

Twist-Free Hose



Regardless of how you move or rotate the head, the hose remains free of twists.

Neat Storage



Just hook on the hose and head for neat, compact storage.

※Applies to the CV-SC230V / 220V.

Power Control



Power control on the body enables delicate adjustment of suction power.

※Applies to the CV-SC23V.

One-Touch Detachment

You can easily detach the rotating brush and long roller and wash them with water, so removing attached dirt is easy too.

※Applies to the CV-SC230V / 220V.

Pull the lever to unfasten the brush holder



Easy to remove



Wash with water!

Power Boost Cyclone Series

| | | | |
|--|--|--|--|
| <p>CV-SC230V 2300W</p> <ul style="list-style-type: none"> Cyclonic Smart Head Grip Handle HEPA13 & Nano Titanium Filter | <p>Deep Red Metallic</p> <ul style="list-style-type: none"> Dust Capacity 2.0L Carbon Light (One-Touch Zoom Pipe) Handy & Easy Remote Control Easy & Clean Dust Disposal | <p>CV-SC220V 2200W</p> <ul style="list-style-type: none"> Cyclonic Smart Head Grip Handle HEPA13 & Nano Titanium Filter | <p>Deep Champagne Metallic</p> <ul style="list-style-type: none"> Dust Capacity 2.0L Carbon Light (One-Touch Zoom Pipe) Handy & Easy Remote Control Easy & Clean Dust Disposal |
|--|--|--|--|

●Power Beat Head ●One-Touch Swivel Brush ●Crevice Nozzle
●Tool Holder ●Soft & Large Wheels ●Twist-Free Hose
●Power Cord 5.0m

| | | | |
|---|---|--|---|
| <p>CV-SC23V 2300W</p> <ul style="list-style-type: none"> Cyclonic Multi Angle Head Grip Handle HEPA13 & Nano Titanium Filter | <p>Deep Black</p> <ul style="list-style-type: none"> Dust Capacity 2.0L Aluminum Telescopic Pipe Power Control Easy & Clean Dust Disposal | <p>CV-SC22 2200W</p> <ul style="list-style-type: none"> Cyclonic Multi Angle Head Grip Handle HEPA13 & Nano Titanium Filter | <p>Brilliant Red Pure White</p> <ul style="list-style-type: none"> Dust Capacity 2.0L Aluminum Telescopic Pipe HEPA13 & Nano Titanium Filter Easy & Clean Dust Disposal |
|---|---|--|---|

●Beat Head ●Dusting Brush ●Crevice Nozzle ●Tool Holder
●Soft & Large Wheels ●Twist-Free Hose ●Power Cord 5.0m


Handy & Easy Remote Control

With infrared remote control, power settings are right by your hand so you can easily switch between HIGH / MEDIUM / LOW power to match the place and type of floor surface you're vacuuming for more efficient cleaning.
 ※Applies to the CV-SU23V / 22V / 21V / 20V.



Dust & Air Centrifugal Separation System

Airflow generated in the tube filter creates a powerful cyclone that efficiently separates dust and air to collect dust while maintaining airflow.



Long-Lasting Suction Power

Dust Compression Technology

Centrifugally separated dust is captured in a separate dust collecting chamber and compressed by the powerful cyclone.



Easy and Clean Dust Disposal

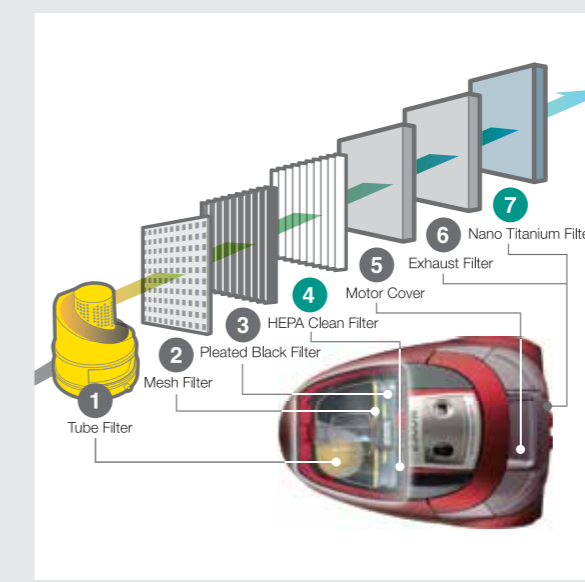


Washable Dust Case and Filter



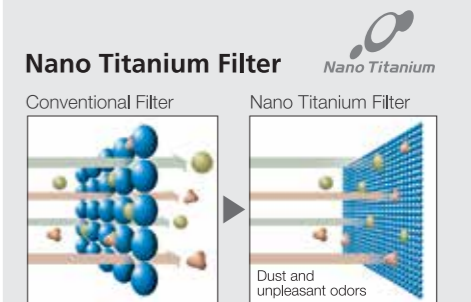
Clean Air with 7-Stage Filtration

Using Hitachi's cyclonic technology and the HEPA and Nano Titanium filters, the innovative 7-stage filtration system is designed to capture even the finest particles to ensure clean exhaust air.



HEPA Filter

HEPA filter ensures clean exhaust air by catching micro dust particles such as dust and allergens.



Nano Titanium is a cutting edge technology that uses a TiO₂ Catalyst to provide a powerful antibacterial and deodorizing effect.

※ Tested by Japan Spinners Inspecting Foundation. ◎ Inspection Method: JIS L1902 ◎ Antibacterial Method: Consolidated into the fiber ◎ Value of Antimicrobial Activity: Staphylococcus aureus (5.0) <effectiveness of above 99%> Standard of effectiveness in antimicrobial value is 2.0 or above.

Handy & Easy Remote Control Series



CV-SU23V 2300W

- Cyclonic
- Dust Capacity 1.6L
- Multi Angle Head
- One-Touch Zoom Pipe
- Grip Handle
- Handy & Easy Remote Control
- 7-Stage Filtration (HEPA & Nano Titanium Filter)
- Easy & Clean Dust Disposal
- Blower Function

- One-Touch Swivel Brush
- Crevice Nozzle
- Tool Holder
- Twist-Free Hose
- Power Cord 5.0m



Silky Red



CV-SU22V 2200W

- Cyclonic
- Dust Capacity 1.6L
- Multi Angle Head
- Aluminum Telescopic Pipe
- Grip Handle
- Handy & Easy Remote Control
- 7-Stage Filtration (HEPA & Nano Titanium Filter)
- Easy & Clean Dust Disposal
- Blower Function

- Dusting Brush
- Crevice Nozzle
- Tool Holder
- Twist-Free Hose
- Power Cord 5.0m



Rose Champagne



CV-SU21V 2100W

- Cyclonic
- Dust Capacity 1.6L
- Multi Angle Head
- Aluminum Telescopic Pipe
- Grip Handle
- Handy & Easy Remote Control
- 7-Stage Filtration (HEPA & Nano Titanium Filter)
- Easy & Clean Dust Disposal
- Blower Function

- Dusting Brush
- Crevice Nozzle
- Tool Holder
- Twist-Free Hose
- Power Cord 5.0m



Sapphire Blue



CV-SU20V 2000W

- Cyclonic
- Dust Capacity 1.6L
- Wide 2-Step Rug Floor Nozzle
- Aluminum Telescopic Pipe
- Grip Handle
- Handy & Easy Remote Control
- 7-Stage Filtration (HEPA & Nano Titanium Filter)
- Easy & Clean Dust Disposal
- Blower Function

- Dusting Brush
- Crevice Nozzle
- Tool Holder
- Twist-Free Hose
- Power Cord 5.0m



Turquoise Green

Standard Series



- ### CV-SY21V 2100W
- Cyclonic
 - Dust Capacity 1.6L
 - Wide 2-Step Rug Floor Nozzle
 - Aluminum Telescopic Pipe
 - Power Control
 - 7-Stage Filtration (HEPA & Nano Titanium Filter)
 - Easy & Clean Dust Disposal
 - Blower Function

- Dusting Brush
- Crevice Nozzle
- Tool Holder
- Twist-Free Hose
- Power Cord 5.0m



Brown Metallic



- ### CV-SH20V 2000W
- Cyclonic
 - Dust Capacity 1.6L
 - Wide 2-Step Rug Floor Nozzle
 - Aluminum Telescopic Pipe
 - Power Control
 - 7-Stage Filtration (HEPA & Nano Titanium Filter)
 - Easy & Clean Dust Disposal
 - Blower Function

- Dusting Brush
- Crevice Nozzle
- Tool Holder
- Twist-Free Hose
- Power Cord 5.0m



Titanium Gold

Ruby Red



Aqua Blue

- ### CV-SY19 1900W
- Cyclonic
 - Dust Capacity 1.6L
 - Wide 2-Step Rug Floor Nozzle
 - Metal Pipe
 - Nano Titanium Filter
 - Easy & Clean Dust Disposal
 - Blower Function

- Dusting Brush
- Crevice Nozzle
- Tool Holder
- Twist-Free Hose
- Power Cord 5.0m



Blue

- ### CV-SH18 1800W
- Cyclonic
 - Dust Capacity 1.6L
 - Wide 2-Step Rug Floor Nozzle
 - Metal Pipe
 - Nano Titanium Filter
 - Easy & Clean Dust Disposal
 - Blower Function


- Dusting Brush
- Crevice Nozzle
- Tool Holder
- Twist-Free Hose
- Power Cord 5.0m

Gray

Bag Models



Tough Design Yet Easy to Handle



Multi Angle Head^{*1}

^{*1} Applies to the CV-BA22V.
^{**}For details, please refer to page 5.



Dusting Brush^{*2}

The brush lets you clean uneven surfaces such as bookshelves.
^{*2} The CV-BA18 comes with a 2-way dusting brush and crevice nozzle.



Crevice Nozzle^{*2}

The nozzle lets you clean hard-to-reach spaces such as crevices in fabrics.



Sand Blower

Blows away sand and light dust particles with a powerful airflow to clean places such as entrances and hallways.



Swivel Connection & Twist-Free Hose

Regardless of how you move, the hose remains free of twists.



Large ø180mm Wheels

The large wheels assure light, smooth movement.



Quick Carrying Handle

Enables easy, quick carrying of the unit.



Hose Stand

The head easily attaches to the body, so you can leave it standing part way through cleaning or when storing.

Auto Suction Booster

It's a simple daily operation to refresh the dust bag. Just pull out the power cord to activate the Auto Suction Booster and vibrate the filter, and clogs in the bag are removed to maintain strong suction.

150% Longer-Lasting Suction Power*

You can enjoy 150% longer-lasting strong suction power until the dust bag is full. This means the bag can hold more dust and sand so you don't have to dispose of it so often.

^{*}Tested by Hitachi.



Big 6.0L Dust Capacity

The unit can hold a big 6.0L of sand dust in an 8.0L dust bag. This enables you to vacuum the house from corner to corner while reducing the frequency of dust disposal.

3D High-Density Design

Thanks to Hitachi's design technology, the unit can hold a large amount of sand dust and advanced functions in a compact body.

Dust Indicator

The indicator turns on when the dust bag is full to prevent overflowing.



Fine Dust Captured by the HEPA* & Nano Titanium Filter

^{*}Applies to the CV-BA22V. ^{**}The filtration system differs depending on the model.

One-Push Detachable* Exhaust Filter

The exhaust filter is detachable to enable quick, easy maintenance before you continue vacuum cleaning.

Hygienic Air Exhaust System

The well-designed exhaust air filter reduces fine dust lifted up from the ground to let you enjoy vacuum cleaning with cleaner exhaust.



Brilliant Red

Deep Black

Steel Gray

Steel Gray

Pure White



CV-BA22V 2200W

| | |
|-----------------------------|----------------------|
| Cloth Bag | Dust Capacity 6.0L |
| Multi Angle Head | Telescopic Pipe |
| Grip Handle | Power Control |
| HEPA & Nano Titanium Filter | Auto Suction Booster |
| Blower Function | |

- Dusting Brush ●Crevice Nozzle
- Tool Holder ●Large Wheels
- Twist-Free Hose ●Dust Indicator
- Power Cord 5.0m ●Action Radius 8.1m



CV-BA20V 2000W

| | |
|-------------------------|----------------------|
| Cloth Bag | Dust Capacity 6.0L |
| 2-Step Rug Floor Nozzle | Telescopic Pipe |
| Power Control | Nano Titanium Filter |
| Auto Suction Booster | Blower Function |

- Dusting Brush ●Crevice Nozzle
- Tool Holder ●Large Wheels
- Twist-Free Hose ●Dust Indicator
- Power Cord 5.0m ●Action Radius 8.1m



CV-BA18 1800W

| | |
|-------------------------|----------------------|
| Cloth Bag | Dust Capacity 6.0L |
| 2-Step Rug Floor Nozzle | Plastic Pipe |
| Nano Titanium Filter | Auto Suction Booster |
| Blower Function | |

- 2-Way Dusting Brush & Crevice Nozzle
- Tool Holder ●Large Wheels
- Twist-Free Hose ●Dust Indicator
- Power Cord 5.0m ●Action Radius 8.1m

Bagless Models



CV-BH18 1800W

- Cloth Bag
- Dust Capacity 3.0L
- Wide 2-Step Rug Floor Nozzle
- Metal Pipe
- Nano Titanium Filter
- Blower Function

- Dusting Brush
- Crevice Nozzle
- Tool Holder
- Twist-Free Hose
- Dust Indicator
- Power Cord 5.0m



CV-BM16 1600W

- Cloth or Paper Bag*1
- Dust Capacity 1.5L
- Rug Floor Nozzle
- Plastic Pipe

- Crevice Nozzle
- Tool Holder
- Twist-Free Hose
- Dust Indicator
- Power Cord 5.0m

*1 Bags selectable.

5 Colors

Add a touch of color to your lifestyle with one of the five colors available.

Accessories

Wide 2-Step Rug Floor Nozzle²



The suction head can be easily adjusted in 2-way for different surfaces.

² Applies to the CV-BH18.

Dusting Brush²




The brush lets you clean uneven surfaces.

Crevice Nozzle



The nozzle lets you clean hard-to-reach spaces such as crevices in fabrics.

Tool Holder³

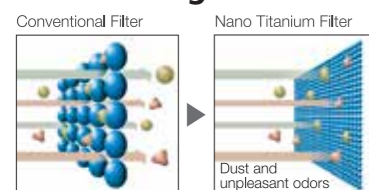


Holds two easy-to-remove nozzle types for different vacuuming needs.

³ CV-BM16 comes with crevice nozzle on the tool holder.

Clean Air with Nano Titanium Filter²

Cutting Edge Technology for a Powerful Antibacterial and Deodorizing Effect



² Applies to the CV-BH18.



Designed for More Efficient Cleaning²

Large Wheels Twist-Free Hose Blower Function



The large wheels on the body assure light, smooth movement.



Regardless of how you move or rotate the head, the hose remains free of twists.



You can also blow dust to clean light fittings, curtains and places such as entrances and hallways.



CV-W2000 2000W

- Bagless
- Dust Capacity 6.5L
- 2-Step Rug Floor Nozzle
- Telescopic Pipe
- Nano Titanium Filter
- Blower Function

- 2-Way Dusting Brush & Crevice Nozzle
- Tool Storage
- Twist-Free Hose
- Dust Indicator
- Power Cord 5.0m



CV-W1800 1800W

- Bagless
- Dust Capacity 5.0L
- Rug Floor Nozzle
- Plastic Pipe
- Blower Function

- 2-Way Dusting Brush & Crevice Nozzle
- Tool Storage
- Twist-Free Hose
- Dust Indicator
- Power Cord 5.0m



CV-W1600 1600W

- Bagless
- Dust Capacity 5.0L
- Rug Floor Nozzle
- Plastic Pipe
- Blower Function

- 2-Way Dusting Brush & Crevice Nozzle
- Tool Storage
- Twist-Free Hose
- Dust Indicator
- Power Cord 5.0m

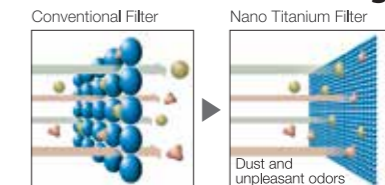


Clean Air with Nano Titanium Filter

Cutting Edge Technology for a Powerful Antibacterial and Deodorizing Effect

Nano Titanium is a cutting edge technology that uses a TiO₂ Catalyst to provide a powerful antibacterial and deodorizing effect. Nano Titanium particles are incredibly small (about 5nm). If you imagine the Earth's diameter is 1m, then 5nm would be the size of a golf ball compared to the Earth. The filter is packed with these minute particles which have an antibacterial effect and work to catch and resolve odors.

*Tested by Japan Spinners Inspecting Foundation. Inspection Method: JIS L1902 Antibacterial Method: Consolidated into the fiber. Value of Antimicrobial Activity: Staphylococcus aureus (5.0) <effectiveness of above 99%> Standard of effectiveness in antimicrobial value is 2.0 or above. **Applies to the CV-W2000.



Designed for More Efficient Cleaning

2-Step Rug Floor Nozzle⁴ Large Wheels Telescopic Pipe⁴ Twist-Free Hose Blower Function



The suction head can be easily adjusted in 2-way for different surfaces.

⁴ Applies to the CV-W2000.

**Features differ depending on the model. Please refer to the specifications.



The large wheels on the body assure light, smooth movement.



Enables pipe length adjustment as desired.



Regardless of how you move or rotate the head, the hose remains free of twists.



You can also blow dust to clean light fittings, curtains and places such as entrances and hallways.

Pail Can Models



Heavy-Duty Design

High Power Motor

The high power motor creates high suction power enabling cleaner, easier vacuuming.

Large Dust Capacity

Large dust capacity lets you vacuum for longer without the need for frequent dust disposal.

Strong Metal Body

The strong metal body ensures durability.

User-Friendly Features



2-Step Rug Floor Nozzle

The suction head can be easily adjusted in 2-way for different surfaces.

*Applies to the CV-960Y / 950Y / 945Y / 940Y.



Telescopic Pipe

Enables pipe length adjustment as desired.

*CV-950Y, 945Y and 940Y come with plastic pipe.



Twist-Free Hose

Regardless of how you move or rotate the head, the hose remains free of twists for extra cleaning convenience.



Dusting Brush & Crevice Nozzle On Board Tool Storage

Tool storage holds two types of nozzles for different vacuuming needs.



Blower Function

You can also blow dust, a real convenience when cleaning light fittings, curtains and places such as entrances and hallways.

○Images are for illustrative purposes only.

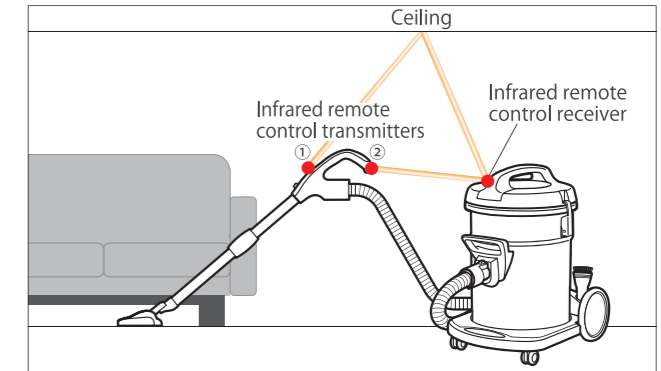
Handy & Easy Remote Control (Infrared Remote Control)

*Applies to the CV-9850YRJ / 975YR.



Grip Handle with Variable Power Settings

With infrared remote control, power settings are right by your hand so you can easily switch between HIGH / MEDIUM / LOW power to match the place and type of floor surface you're vacuuming for more efficient cleaning. Another advantage of infrared remote control is that you don't have to keep reaching for the main unit so cleaning is easier than ever.



Twin Light Emission System

Optical signals transmitted from light emitter ① reach the cleaner after being reflected off the ceiling. Even in a room with a high or vaulted ceiling, thanks to the twin light emission system, optical signals for operation mode switching can still be received from light emitter ②.

To enable regular confirmation of battery power, there's a battery checker.

Here's When It's Handy!



You can adjust power to continue cleaning even when there's a rug on the floor.



You can immediately switch power off if something other than dirt is sucked in.



You can control power with one hand while moving things that are in the way.

A New Level of Convenience

Easy Dust Disposal Handle¹



Dual handles make it easier to hold the body for more convenient dust disposal.

*1 Applies to the CV-9850YRJ / 9800YJ / 975YR / 970Y / 960Y / 950Y.

Tough Base¹ with Large Wheels



The tough base and large wheels assure extra light, smooth movement.

Grip Handle²



The grip fits comfortably in the hand, so rotating the head is easy, enabling effortless, trouble-free cleaning.

*2 Applies to the CV-9850YRJ / 9800YJ / 975YR / 970Y.


Multi Angle Head *Applies to the CV-9850YRJ / 9800YJ / 975YR / 970Y. *For details, please refer to page 5.



Free-Moving Head

The head rotates vertically 90° either side, so you can reach dust between furniture and in narrow spaces.

*Features differ depending on the model. Please refer to the specifications.



Flat Mechanism

Because the head stays flat, you can clean thoroughly even under low furniture such as your bed or sofa.

Made in Japan Models

2300W High Power Motor

The highest (Max.) input wattage of the Made in Japan model is 2300W. High suction power vacuum cleaners mean cleaner rooms.

23% Stronger Body ※Calculated by Hitachi.

The thicker can is 23% stronger than the conventional 21.0L model.

CV-9850YRJ 2300W

| | |
|----------------------|-----------------------------|
| Cloth Filter | Dust Capacity 21.0L |
| Multi Angle Head | Telescopic Pipe |
| Grip Handle | Handy & Easy Remote Control |
| Dust Disposal Handle | Blower Function |

- Dusting Brush ●Crevice Nozzle
- On Board Tool Storage
- Twist-Free Hose ●Dust Indicator
- Power Cord 7.8m ●Tough Base



Black-Gold



CV-9800YJ 2300W

| | |
|------------------|----------------------|
| Cloth Filter | Dust Capacity 21.0L |
| Multi Angle Head | Telescopic Pipe |
| Grip Handle | Dust Disposal Handle |
| Blower Function | |

- Dusting Brush ●Crevice Nozzle
- On Board Tool Storage
- Twist-Free Hose ●Dust Indicator
- Power Cord 7.8m ●Tough Base



Black-Red



CV-975YR 2200W

| | |
|----------------------|-----------------------------|
| Cloth Filter | Dust Capacity 21.0L |
| Multi Angle Head | Telescopic Pipe |
| Grip Handle | Handy & Easy Remote Control |
| Dust Disposal Handle | Blower Function |

- Dusting Brush ●Crevice Nozzle
- On Board Tool Storage
- Twist-Free Hose ●Dust Indicator
- Power Cord 7.8m ●Tough Base



Titanium Gold

CV-970Y 2200W

| | |
|------------------|----------------------|
| Cloth Filter | Dust Capacity 21.0L |
| Multi Angle Head | Telescopic Pipe |
| Grip Handle | Dust Disposal Handle |
| Blower Function | |

- Dusting Brush ●Crevice Nozzle
- On Board Tool Storage
- Twist-Free Hose ●Dust Indicator
- Power Cord 7.8m ●Tough Base



Titanium Gold

CV-960Y 2100W

| | |
|-------------------------|---------------------|
| Cloth Filter | Dust Capacity 21.0L |
| 2-Step Rug Floor Nozzle | Telescopic Pipe |
| Dust Disposal Handle | Blower Function |

- Dusting Brush ●Crevice Nozzle
- On Board Tool Storage
- Twist-Free Hose ●Dust Indicator
- Power Cord 7.8m ●Tough Base



Wine Red

Platinum Gray

CV-950Y 2000W

| | |
|-------------------------|---------------------|
| Cloth Filter | Dust Capacity 18.0L |
| 2-Step Rug Floor Nozzle | Plastic Pipe |
| Dust Disposal Handle | Blower Function |

- Dusting Brush ●Crevice Nozzle
- On Board Tool Storage
- Twist-Free Hose ●Dust Indicator
- Power Cord 7.8m ●Tough Base



Black

Wine Red

Platinum Gray

CV-945Y 1800W

| | |
|-------------------------|---------------------|
| Cloth Filter | Dust Capacity 18.0L |
| 2-Step Rug Floor Nozzle | Plastic Pipe |
| Blower Function | |

- Dusting Brush ●Crevice Nozzle
- On Board Tool Storage
- Twist-Free Hose ●Dust Indicator
- Power Cord 7.8m



Platinum Gray

Wine Red

CV-940Y 1600W

| | |
|-------------------------|---------------------|
| Cloth Filter | Dust Capacity 15.0L |
| 2-Step Rug Floor Nozzle | Plastic Pipe |
| Blower Function | |

- Dusting Brush ●Crevice Nozzle
- On Board Tool Storage
- Twist-Free Hose ●Dust Indicator
- Power Cord 7.8m



Wine Red

Platinum Gray

Pot Models

CV-100 1300W

| |
|--------------------|
| Cloth Filter |
| Dust Capacity 7.5L |
| Rug Floor Nozzle |
| Plastic Pipe |

- Dusting Brush ●Crevice Nozzle
- On Board Tool Storage
- Twist-Free Hose ●Dust Indicator
- Power Cord 7.8m ●Long 3.0m Hose



Platinum Gray

Wine Red

CV-T190 1300W

| |
|--------------------|
| Cloth Filter |
| Dust Capacity 3.5L |
| Rug Floor Nozzle |
| Plastic Pipe |

- Dusting Brush ●Crevice Nozzle
- On Board Tool Storage
- Twist-Free Hose ●Dust Indicator
- Power Cord 5.0m



Platinum Gray

SPECIFICATIONS

| Cylinder Type | Cyclonic Models | | | | | | | | Cyclonic Models | | | |
|-------------------------------|------------------------------------|------------------------------------|------------------|--------------------------|------------------------------------|------------------|------------------|-----------------|-----------------|------------------------|-------------|-------------|
| | Power Boost Cyclone Series | | | | Handy & Easy Remote Control Series | | | | Standard Series | | | |
| | CV-SC230V | CV-SC220V | CV-SC23V | CV-SC22 | CV-SU23V | CV-SU22V | CV-SU21V | CV-SU20V | CV-SY21V | CV-SH20V | CV-SY19 | CV-SH18 |
| Motor Max. Power (W: at 240V) | 2300 | 2200 | 2300 | 2200 | 2300 | 2200 | 2100 | 2000 | 2100 | 2000 | 1900 | 1800 |
| Remote Control | ● | ● | — | — | ● | ● | ● | ● | — | — | — | — |
| Power Control | ● | ● | ● | — | ● | ● | ● | ● | ● | ● | — | — |
| Suction Control | — | — | ● | ● | — | — | — | — | ● | ● | ● | ● |
| Blower Function | — | — | — | — | ● | ● | ● | ● | ● | ● | ● | ● |
| Allergy UK Approval | ● | ● | ● | ● | ● | ● | ● | ● | ● | ● | — | — |
| Dust Filter | ● | ● | ● | ● | ● | ● | ● | ● | ● | ● | ● | ● |
| Dust Case | ● | ● | ● | ● | ● | ● | ● | ● | ● | ● | ● | ● |
| Paper Bag | — | — | — | — | — | — | — | — | — | — | — | — |
| Cloth Bag | — | — | — | — | — | — | — | — | — | — | — | — |
| Cloth Filter | — | — | — | — | — | — | — | — | — | — | — | — |
| Dust Capacity (L) | 2.0 | 2.0 | 2.0 | 2.0 | 1.6 | 1.6 | 1.6 | 1.6 | 1.6 | 1.6 | 1.6 | 1.6 |
| Dust Indicator | ● | ● | ● | ● | ● | ● | ● | ● | ● | ● | ● | ● |
| 7-Stage Filtration | — | — | — | — | ● | ● | ● | ● | ● | ● | — | — |
| Filter | ● | ● | ● | ● | ● | ● | ● | ● | ● | ● | ● | ● |
| Nano Titanium | ● | ● | ● | ● | ● | ● | ● | ● | ● | ● | ● | ● |
| HEPA Clean | ● | ● | ● | ● | ● | ● | ● | ● | ● | ● | — | — |
| Standard | — | — | — | — | — | — | — | — | — | — | ● | ● |
| Extension Wand | One-Touch Zoom Pipe (Carbon Light) | One-Touch Zoom Pipe (Carbon Light) | (Aluminum) | (Aluminum) | One-Touch Zoom Pipe | (Aluminum) | (Aluminum) | (Aluminum) | (Aluminum) | (Aluminum) | (Aluminum) | (Metal) |
| Quick Carrying Handle | — | — | — | — | ● | — | — | — | — | — | — | — |
| Grip Handle | ● | ● | ● | ● | ● | ● | ● | ● | — | — | — | — |
| Twist-Free Hose | ● | ● | ● | ● | ● | ● | ● | ● | ● | ● | ● | ● |
| Tool Holder / Storage | ● | ● | ● | ● | ● | ● | ● | ● | ● | ● | ● | ● |
| Hose Stand | ● | ● | ● | ● | ● | ● | ● | ● | ● | ● | ● | ● |
| Automatic Cord Reel | ● | ● | ● | ● | ● | ● | ● | ● | ● | ● | ● | ● |
| Accessories | | | | | | | | | | | | |
| Rug Floor Nozzle | Smart Head | Smart Head | Multi Angle Head | Multi Angle Head | Multi Angle Head | Multi Angle Head | Multi Angle Head | Wide 2-Step | Wide 2-Step | Wide 2-Step | Wide 2-Step | Wide 2-Step |
| Bed Nozzle | Power Beat Head | Beat Head | Beat Head | Beat Head | — | — | — | — | — | — | — | — |
| Dusting Brush | One-Touch Swivel Brush | One-Touch Swivel Brush | ● | ● | One-Touch Swivel Brush | ● | ● | ● | ● | ● | ● | ● |
| Crevice Nozzle | ● | ● | ● | ● | ● | ● | ● | ● | ● | ● | ● | ● |
| Dimensions L×W×H (mm) | 422×318×362 | 422×318×362 | 422×318×362 | 422×318×362 | 389×278×244 | 389×278×244 | 389×278×244 | 389×278×244 | 385×282×226 | 385×282×226 | 385×282×226 | 385×282×226 |
| Weight (Net/Gross, kg) | 6.9/11.2 | 6.9/10.7 | 6.1/9.2 | 5.9/9.2 | 5.1/7.6 | 5.1/7.6 | 5.1/7.6 | 5.1/7.6 | 4.9/7.2 | 4.9/7.2 | 4.7/7.2 | 4.7/7.2 |
| Body Color | Deep Red Metallic | Deep Champagne Metallic | Deep Black | Brilliant Red Pure White | Silky Red | Rose Champagne | Sapphire Blue | Turquoise Green | Brown Metallic | Titanium Gold Ruby Red | Aqua Blue | Blue Gray |

| Cylinder Type | Bag Models | | | | | Bagless Models | | |
|-------------------------------|--------------------------|--------------------------|--------------------------|-------------|--------------------------------|------------------------|-------------|------------------------|
| | CV-BA22V | CV-BA20V | CV-BA18 | CV-BH18 | CV-BM16 | CV-W2000 | CV-W1800 | CV-W1600 |
| Motor Max. Power (W: at 240V) | 2200 | 2000 | 1800 | 1800 | 1600 | 2000 | 1800 | 1600 |
| Auto Suction Booster | ● | ● | ● | — | — | — | — | — |
| Power Control | ● | ● | — | — | — | — | — | — |
| Suction Control | ● | ● | ● | ● | ● | ● | ● | ● |
| Blower Function | Sand Blower | Sand Blower | Sand Blower | ● | — | ● | ● | ● |
| Allergy UK Approval | ● | — | — | — | — | — | — | — |
| Dust Filter | ● | ● | ● | ● | ● | ● | ● | ● |
| Dust Case | — | — | — | — | — | — | — | — |
| Paper Bag | — | — | — | — | — | — | — | — |
| Cloth Bag | ● | ● | ● | ● | — | — | — | — |
| Cloth Filter | — | — | — | — | — | — | — | — |
| Dust Capacity (L) | 6.0 | 6.0 | 6.0 | 3.0 | 1.5 | 6.5 | 5.0 | 5.0 |
| Dust Indicator | ● | ● | ● | ● | ● | ● | ● | ● |
| Filter | ● | ● | ● | ● | — | ● | — | — |
| Nano Titanium | ● | — | — | — | — | — | — | — |
| HEPA Clean | ● | — | — | — | — | — | — | — |
| Standard | — | ● | ● | ● | ● | — | ● | ● |
| Extension Wand | ● | ● | — | — | — | ● | — | — |
| Telescopic | ● | ● | — | — | — | — | — | — |
| (Metal) | — | — | — | — | — | — | — | — |
| Quick Carrying Handle | ● | ● | ● | — | — | — | — | — |
| Grip Handle | ● | — | — | — | — | — | — | — |
| Twist-Free Hose | ● | ● | ● | ● | ● | ● | ● | ● |
| Tool Holder / Storage | ● | ● | ● | ● | ● | ● | ● | ● |
| Hose Stand | ● | ● | ● | ● | ● | ● | ● | ● |
| Automatic Cord Reel | ● | ● | ● | ● | ● | ● | ● | ● |
| Accessories | | | | | | | | |
| Rug Floor Nozzle | Multi Angle Head | 2-Step | 2-Step | Wide 2-Step | ● | 2-Step | ● | ● |
| Dusting Brush | ● | ● | — | — | — | — | — | — |
| Crevice Nozzle | ● | ● | 2-Way | ● | ● | 2-Way | 2-Way | 2-Way |
| Dimensions L×W×H (mm) | 516×327×260 | 516×327×260 | 516×327×260 | 385×282×226 | 288×256×214 | 513×276×225 | 473×276×225 | 473×276×225 |
| Weight (Net/Gross, kg) | 5.6/8.5 | 5.5/8.2 | 5.2/7.6 | 4.3/6.8 | 3.0/4.8 | 4.8/6.9 | 4.5/6.3 | 4.3/6.0 |
| Body Color | Brilliant Red Deep Black | Brilliant Red Steel Gray | Brilliant Red Pure White | Blue | Blue / Gray Red / Yellow Green | Sapphire Blue Ruby Red | Silver | Platinum Gray Wine Red |

| Drum Type | Pail Can Models | | | | | | | | Pot Models | |
|-------------------------------|------------------|------------------|------------------|------------------|------------------------|------------------------|------------------------|------------------------|------------------------|------------------------|
| | CV-9850YRJ | CV-9800YJ | CV-975YR | CV-970Y | CV-960Y | CV-950Y | CV-945Y | CV-940Y | CV-100 | CV-T190 |
| Motor Max. Power (W: at 240V) | 2300 | 2300 | 2200 | 2200 | 2100 | 2000 | 1800 | 1600 | 1300 | 1300 |
| Remote Control | ● | — | ● | — | — | — | — | — | — | — |
| Power Control | ● | — | ● | — | — | — | — | — | — | — |
| Suction Control | — | ● | — | ● | ● | ● | ● | ● | ● | ● |
| Blower Function | ● | ● | ● | ● | ● | ● | ● | ● | — | — |
| Dust Filter | ● | ● | ● | ● | ● | ● | ● | ● | ● | ● |
| Dust Case | — | — | — | — | — | — | — | — | — | — |
| Paper Bag | — | — | — | — | — | — | — | — | — | — |
| Cloth Bag | — | — | — | — | — | — | — | — | — | — |
| Cloth Filter | ● | ● | ● | ● | ● | ● | ● | ● | ● | ● |
| Dust Capacity (L) | 21.0 | 21.0 | 21.0 | 21.0 | 21.0 | 18.0 | 18.0 | 15.0 | 7.5 | 3.5 |
| Dust Indicator | ● | ● | ● | ● | ● | ● | ● | ● | ● | ● |
| Filter | ● | ● | ● | ● | ● | ● | ● | ● | ● | ● |
| Nano Titanium | — | — | — | — | — | — | — | — | — | — |
| HEPA Clean | — | — | — | — | — | — | — | — | — | — |
| Standard | ● | ● | ● | ● | ● | ● | ● | ● | ● | ● |
| Extension Wand | ● | ● | ● | ● | ● | — | — | — | — | — |
| Telescopic | ● | ● | ● | ● | ● | — | — | — | — | — |
| Dust Disposal Handle | ● | ● | ● | ● | ● | ● | — | — | — | — |
| Grip Handle | ● | ● | ● | ● | — | — | — | — | — | — |
| Twist-Free Hose | ● | ● | ● | ● | ● | ● | ● | ● | ● | ● |
| Tool Holder / Storage | ● | ● | ● | ● | ● | ● | ● | ● | ● | ● |
| Hose Stand | ● | ● | ● | ● | ● | ● | ● | ● | — | — |
| Accessories | | | | | | | | | | |
| Rug Floor Nozzle | Multi Angle Head | Multi Angle Head | Multi Angle Head | Multi Angle Head | 2-Step | 2-Step | 2-Step | 2-Step | ● | ● |
| Dusting Brush | ● | ● | ● | ● | ● | ● | ● | ● | ● | ● |
| Crevice Nozzle | ● | ● | ● | ● | ● | ● | ● | ● | ● | ● |
| Dimensions L×W×H (mm) | 420×335×590 | 420×335×590 | 420×335×590 | 420×335×590 | 420×335×590 | 420×335×545 | 397×335×536 | 397×335×500 | 342×287×402 | 342×287×330 |
| Weight (Net/Gross, kg) | 7.0/10.7 | 6.9/10.3 | 6.5/9.7 | 6.5/9.5 | 6.4/9.3 | 6.3/8.9 | 5.8/8.5 | 5.4/8.0 | 4.5/6.8 | 4.2/6.2 |
| Body Color | Black-Gold | Black-Red | Titanium Gold | Titanium Gold | Platinum Gray Wine Red | Platinum Gray Wine Red | Platinum Gray Wine Red | Platinum Gray Wine Red | Platinum Gray Wine Red | Platinum Gray Wine Red |